

LOGAN COUNTY, ILLINOIS
ANNUAL BUDGET AND TAX LEVIES
December 1, 2009 to November 30, 2010

LOGAN COUNTY BOARD

* Terry Carlton, County Board Chairman
* Charles Ruben, Chairman, Finance Committee

Rick Aylesworth
Robert Farmer
David Hepler
*Gloria Luster
*Bill Martin
*Patrick O'Neill
*Jan Schumacher
John Stewart
Terry Werth

* Finance Committee Members

LOGAN COUNTY, ILLINOIS
ANNUAL BUDGET AND TAX LEVIES
December 1, 2009 to November 30, 2010

TABLE OF CONTENTS

	<u>Page</u>
Annual Budget Summary	3-6
Budget Highlights	
General Fund	
Budgeted Sources of Funds	7
Budgeted Uses of Funds	8
Comparison of	
Current Budgeted Sources with Prior Years.....	9
Current Budgeted Uses with Prior years	10
Sources and Uses of Funds and Fund Balance	11
Historical Comparison of Department Operating Budgets.....	12-20
Total – All Funds	
Budgeted Sources of Funds FY09-10.....	21
Budgeted Uses of Funds FY09-10.....	22
Assessed Valuation and County Tax Levy by Year	23
 Resolution Number _____, Adoption of the	
Annual Budget and Appropriation Ordinance.....	24
 General Account	25-35
Liability Insurance Account	36
County Health Department Fund.....	37-38
Illinois Municipal Retirement Fund	39
County Farm Fund.....	40
Airport Operating Fund	41
County Highway Fund.....	42-43
County Bridge Fund	44
Matching Tax Fund	45
Ambulance Service Fund.....	46
Animal Control Fund.....	47
Tuberculosis Sanitarium Fund.....	48
Senior Citizens Tax Fund	49
Emergency Management Agency Fund	50-51
Cooperative Extension Service Fund	52
GIS Fund	53
Court Automation Fund.....	54
County Clerk's Document Storage System Fund	55
Hotel Operators' Occupation Tax Fund.....	56
Drug Investigation Fund.....	57

Continued

LOGAN COUNTY, ILLINOIS
ANNUAL BUDGET AND TAX LEVIES
 December 1, 2009 to November 30, 2010

TABLE OF CONTENTS

	<u>Page</u>
Court Security Fund.....	58
Solid Waste Fund.....	59
Court Document Storage Fund	60
Tax Sale Automation Fund.....	61
Safety Complex - Communications Equipment Replacement Fund	62
Historic Sites Motel Tax Fund.....	63
Airport Capital Improvement Fund	64
Regional Superintendent of Schools Fund	65
Debt Service Fund	66
Capital Asset Maintenance and Replacement Reserve Account.....	67
Debt Service Schedule.....	68
Tax Levy Summary	69
Certificate of Adopted Ordinance.....	70
Resolution Number _____, Adoption of the Annual Tax Levy Ordinance	71
General Account	71
Liability Insurance Account	72
Health Department Fund	73
Illinois Municipal Retirement Fund	74
County Highway Fund.....	75
County Bridge Fund	76
Matching Tax Fund	77
Ambulance Service Fund.....	78
Tuberculosis Sanitarium Fund.....	79
Senior Citizens Tax Fund	80
Cooperative Extension Service Fund	81
Public Notice	
Notice of Availability for Public Inspection.....	82
	Concluded

LOGAN COUNTY, ILLINOIS
ANNUAL BUDGET SUMMARY
FISCAL YEAR 2009-10

	General Account	Liability Insurance Account	County Health Department Fund	Illinois Municipal Retirement Fund	County Farm Fund	Airport Operating Fund
SOURCES OF FUNDS						
Property taxes	\$ 810,237	\$ 170,000	\$ 370,870	\$ 812,500	\$ -	\$ -
Miscellaneous taxes	2,000	-	1,000	-	-	-
Personal property replacement tax	325,000	-	-	-	-	-
Federal and State payments	2,957,928	-	1,488,885	-	-	-
Fines and fees	1,058,631	-	300,000	-	-	-
Charges for services	43,553	-	720,120	-	-	-
Other revenues	232,155	-	6,000	-	52,470	128,960
Interest	20,000	-	5,000	-	-	-
Transfers	328,000	-	43,398	328,757	-	-
Total sources of funds	5,777,504	170,000	2,935,273	1,141,257	52,470	128,960
USES OF FUNDS						
General government	2,026,367	-	-	-	8,000	123,000
Public health	-	-	2,934,909	-	-	-
Public safety	2,073,290	-	-	-	-	-
Court system	1,780,936	-	-	-	-	-
Roads and bridges	-	-	-	-	-	-
County development	336,761	-	-	-	14,000	-
Retirement cost	-	-	-	1,084,365	-	-
Education	-	-	-	-	-	-
Debt service	48,898	-	-	-	-	-
Capital outlay	-	-	-	-	-	-
Transfers	187,500	275,000	230,938	-	30,000	15,000
Total uses of funds	6,453,752	275,000	3,165,847	1,084,365	52,000	138,000
SOURCES OVER (UNDER) USES	(676,248)	(105,000)	(230,574)	56,892	470	(9,040)
FUND BALANCE - BEGINNING	851,287	(3,096)	1,053,853	(263,159)	119,432	95,093
FUND BALANCE - ENDING	\$ 175,039	\$ (108,096)	\$ 823,279	\$ (206,267)	\$ 119,902	\$ 86,053
Page references	25-35	36	37-38	39	40	41 Continued

LOGAN COUNTY, ILLINOIS

ANNUAL BUDGET SUMMARY

FISCAL YEAR 2009-10

	County Highway Fund	County Bridge Fund	Matching Tax Fund	Ambulance Service Fund	Animal Control Fund	Tuberculosis Sanitarium Fund	Senior Citizens Tax Fund	Emergency Management Agency Fund
SOURCES OF FUNDS								
Property taxes	\$ 379,145	\$ 100,000	\$ 199,000	\$ 150,000	\$ -	\$ 55,398	\$ 80,000	\$ -
Miscellaneous taxes	1,000	500	1,000	-	-	-	-	-
Personal property replacement tax	-	-	-	-	-	-	-	-
Federal and State payments	-	-	-	-	-	-	-	25,200
Fines and fees	-	-	-	-	97,000	-	-	-
Charges for services	170,000	-	-	-	44,724	-	-	-
Other revenues	300,000	-	-	-	500	-	-	-
Interest	5,000	20,000	25,000	-	-	-	-	-
Transfers	-	-	-	-	42,500	-	-	130,000
Total sources of funds	855,145	120,500	225,000	150,000	184,724	55,398	80,000	155,200
USES OF FUNDS								
General government	-	-	-	-	-	-	-	-
Public health	-	-	-	150,000	-	12,000	-	-
Public safety	-	-	-	-	171,272	-	-	119,186
Court system	-	-	-	-	-	-	-	-
Roads and bridges	890,092	233,500	650,000	-	-	-	-	-
County development	-	-	-	-	-	-	80,000	-
Retirement cost	-	-	-	-	-	-	-	-
Education	-	-	-	-	-	-	-	-
Debt service	-	-	-	-	-	-	-	-
Capital outlay	-	-	-	-	-	-	-	-
Transfers	62,500	-	-	-	-	43,398	-	-
Total uses of funds	952,592	233,500	650,000	150,000	171,272	55,398	80,000	119,186
SOURCES OVER (UNDER) USES	(97,447)	(113,000)	(425,000)	-	13,452	-	-	36,014
FUND BALANCE - BEGINNING	279,403	899,867	714,875	(76)	1,258	135,778	1,266	(99,510)
FUND BALANCE - ENDING	\$ 181,956	\$ 786,867	\$ 289,875	\$ (76)	\$ 14,710	\$ 135,778	\$ 1,266	\$ (63,496)
Page references	42-43	44	45	46	47	48	49	50-51 Continued

LOGAN COUNTY, ILLINOIS
ANNUAL BUDGET SUMMARY
FISCAL YEAR 2009-10

	Co-op. Exten. Service Fund	GIS Fund	Court Automation Fund	County Clerk's Document Storage System Fund	Hotel Operators' Occupation Tax Fund	Drug Investigation Fund	Court Security Fund	Solid Waste Fund
SOURCES OF FUNDS								
Property taxes	\$ 103,000	\$ -	\$ -	\$ -	\$ -	\$ -	\$ -	\$ -
Miscellaneous taxes	-	-	-	-	-	-	-	-
Personal property replacement tax	-	-	-	-	-	-	-	-
Federal and State payments	-	-	-	150,000	-	-	-	-
Fines and fees	-	90,000	36,000	24,500	-	100	50,000	84,345
Charges for services	-	3,000	-	-	-	-	-	-
Other revenues	-	-	-	-	135,000	-	-	1,000
Interest	-	4,000	-	-	-	-	-	-
Transfers	-	-	-	-	-	2,000	4,000	-
Total sources of funds	103,000	97,000	36,000	174,500	135,000	2,100	54,000	85,345
USES OF FUNDS								
General government	-	-	-	7,068	-	-	-	-
Public health	-	-	-	-	-	-	-	81,836
Public safety	-	-	-	-	-	5,000	-	-
Court system	-	-	30,000	-	-	-	68,012	-
Roads and bridges	-	-	-	-	-	-	-	-
County development	103,000	147,450	-	-	135,000	-	-	-
Retirement cost	-	-	-	-	-	-	-	-
Education	-	-	-	-	-	-	-	-
Debt service	-	-	-	-	-	-	-	-
Capital outlay	-	-	-	-	-	-	-	-
Transfers	-	8,877	6,000	17,000	-	-	-	-
Total uses of funds	103,000	156,327	36,000	24,068	135,000	5,000	68,012	81,836
SOURCES OVER (UNDER) USES	-	(59,327)	-	150,432	-	(2,900)	(14,012)	3,509
FUND BALANCE - BEGINNING	2,247	175,694	49,741	254,230	(45,107)	(4,802)	22,330	48,572
FUND BALANCE - ENDING	\$ 2,247	\$ 116,367	\$ 49,741	\$ 404,662	\$ (45,107)	\$ (7,702)	\$ 8,318	\$ 52,081
Page references	52	53	54	55	56	57	58	59

Continued

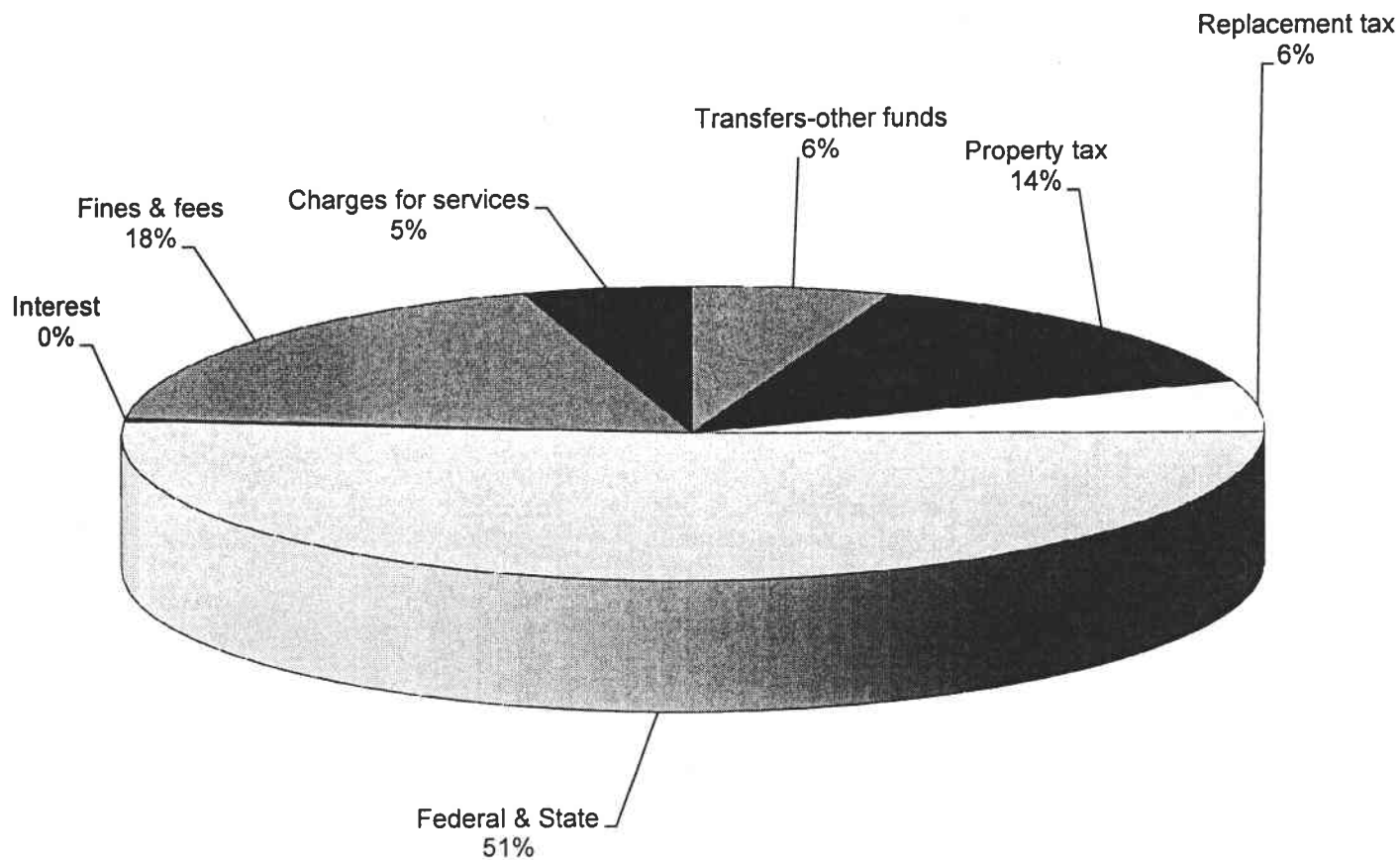
LOGAN COUNTY, ILLINOIS

ANNUAL BUDGET SUMMARY

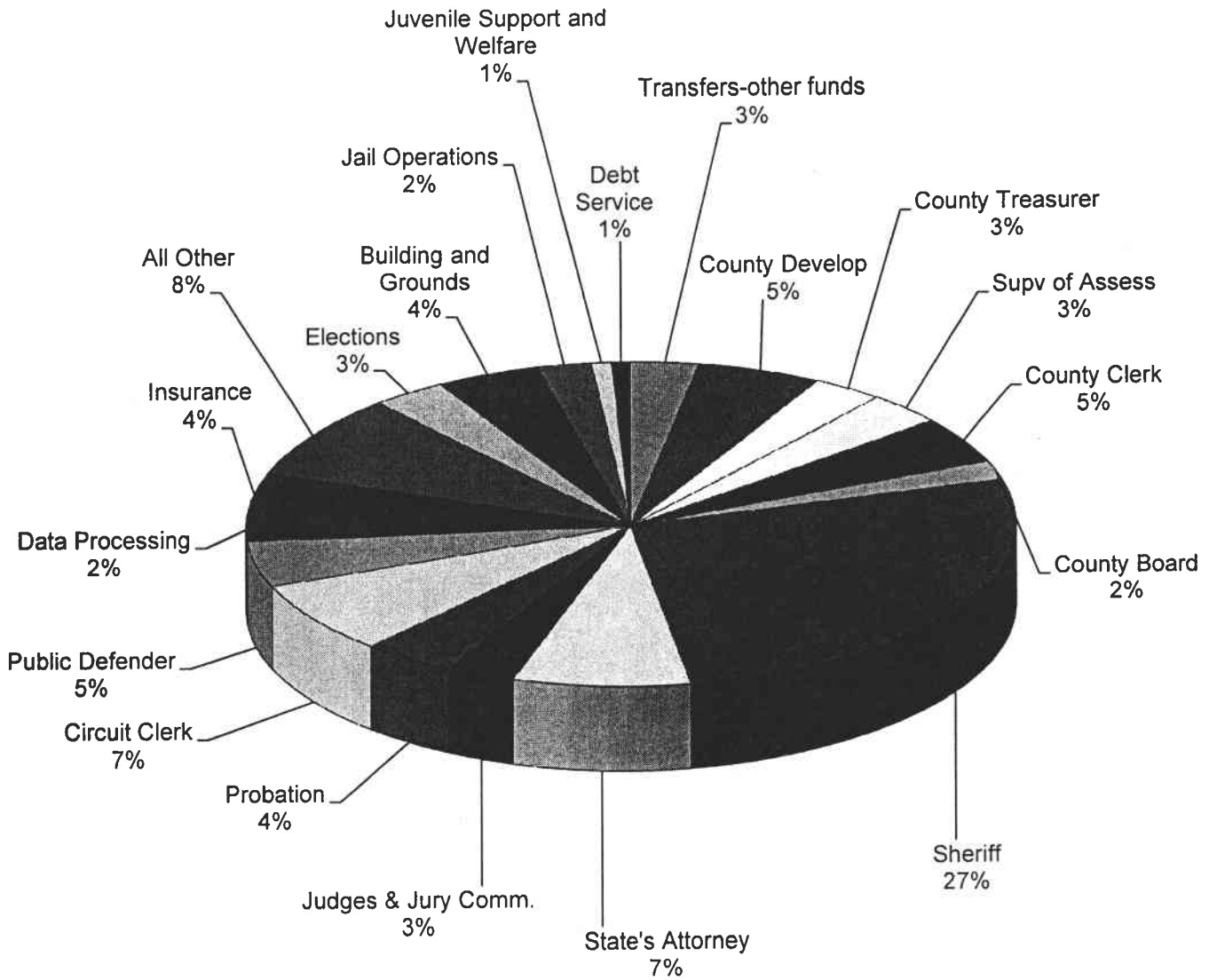
FISCAL YEAR 2009-10

	Court Document Storage Fund	Tax Sale Automation Fund	Public Safety Complex - Communications Equipment Replacement Fund	Historic Sites Motel Tax Fund	Airport Capital Improvement Fund	Regional Supt. of Schools Fund	Debt Service Fund	Capital Asset Maintenance Replacement Reserve Account	Total All Funds
SOURCES OF FUNDS									
Property taxes	\$ -	\$ -	\$ -	\$ -	\$ -	\$ -	\$ -	\$ -	\$ 3,230,150
Miscellaneous taxes	-	-	-	-	-	-	-	-	5,500
Personal property replacement tax	-	-	-	-	-	-	-	-	325,000
Federal and State payments	-	-	400,000	-	-	-	-	-	5,022,013
Fines and fees	40,000	4,000	-	-	-	-	-	-	1,784,576
Charges for services	-	-	6,000	-	-	-	-	-	987,397
Other revenues	-	-	-	32,500	-	122,086	-	-	1,010,671
Interest	-	-	-	-	-	-	-	-	79,000
Transfers	-	-	9,000	-	15,000	-	-	-	902,655
Total sources of funds	40,000	4,000	415,000	32,500	15,000	122,086	-	-	13,346,962
USES OF FUNDS									
General government	-	3,000	-	-	-	-	-	-	2,167,435
Public health	-	-	-	-	-	-	-	-	3,178,745
Public safety	-	-	413,000	-	-	-	-	-	2,781,748
Court system	40,000	-	-	-	-	-	-	-	1,918,948
Roads and bridges	-	-	-	-	-	-	-	-	1,773,592
County development	-	-	-	41,400	-	-	-	-	857,611
Retirement cost	-	-	-	-	-	-	-	-	1,084,365
Education	-	-	-	-	-	122,086	-	-	122,086
Debt service	-	-	-	-	-	-	-	-	48,898
Capital outlay	-	-	-	-	15,000	-	-	-	15,000
Transfers	-	-	-	-	-	-	-	-	876,213
Total uses of funds	40,000	3,000	413,000	41,400	15,000	122,086	-	-	14,824,641
SOURCES OVER (UNDER) USES	-	1,000	2,000	(8,900)	-	-	-	-	(1,477,679)
FUND BALANCE - BEGINNING	55,611	17,406	14,538	10,370	22,029	5,426	-	-	4,414,556
FUND BALANCE - ENDING	\$ 55,611	\$ 18,406	\$ 16,538	\$ 1,470	\$ 22,029	\$ 5,426	\$ -	\$ -	\$ 2,936,877
Page references	60	61	62	63	64	65	66	67	Concluded

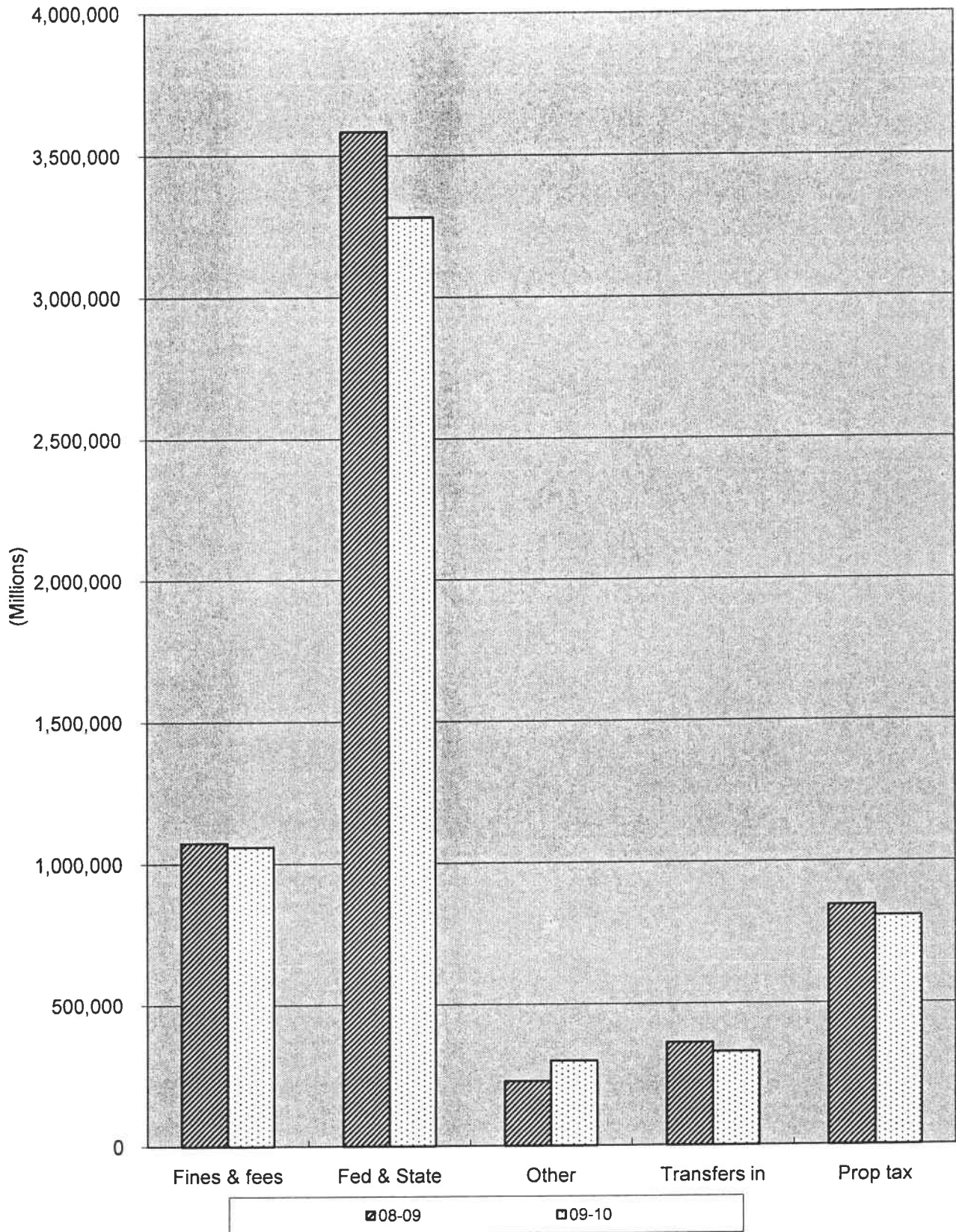
BUDGETED SOURCES OF FUNDS FY09-10 General Fund



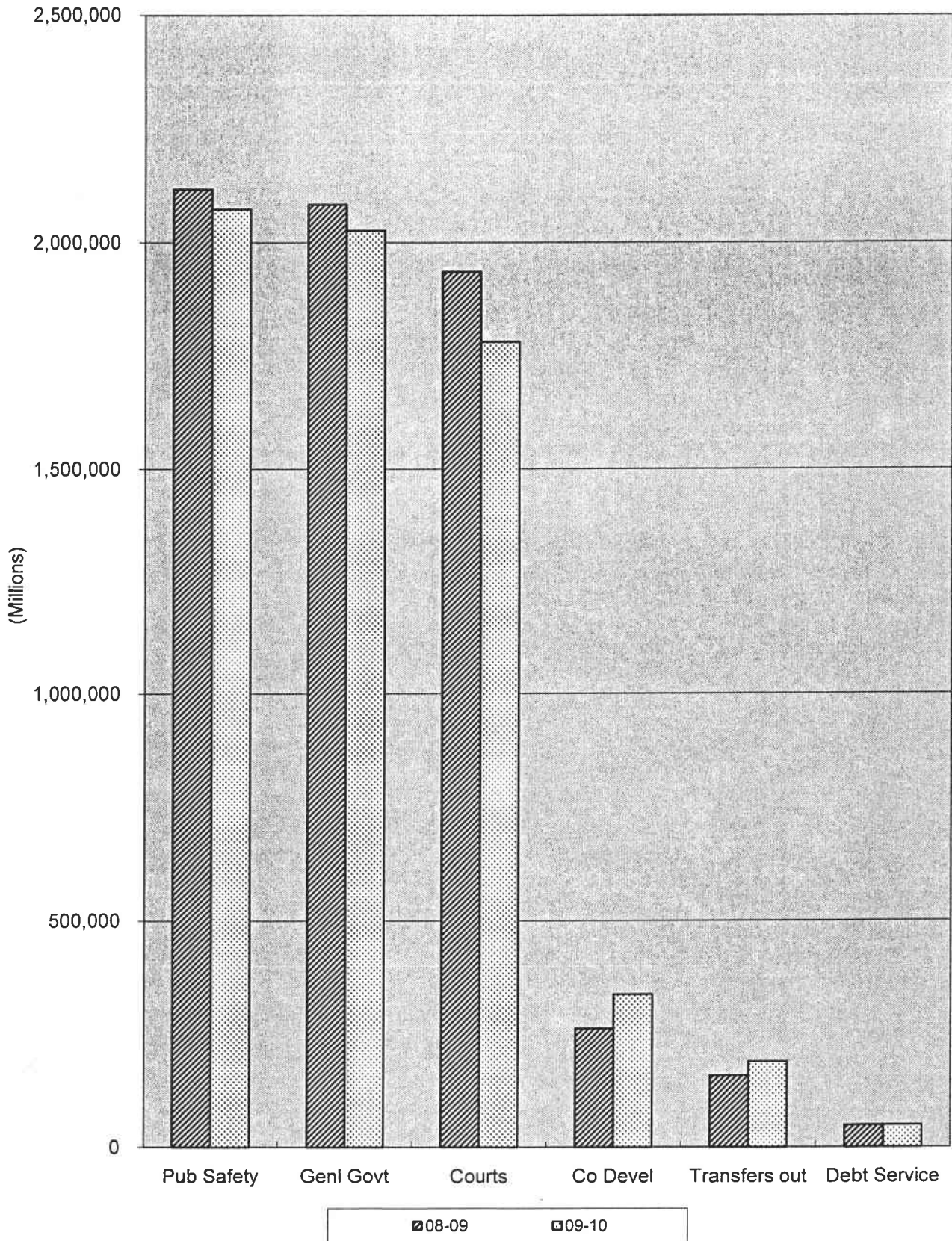
BUDGETED USES OF FUNDS FY09-10 General Fund



BUDGETED SOURCES OF FUNDS General Fund

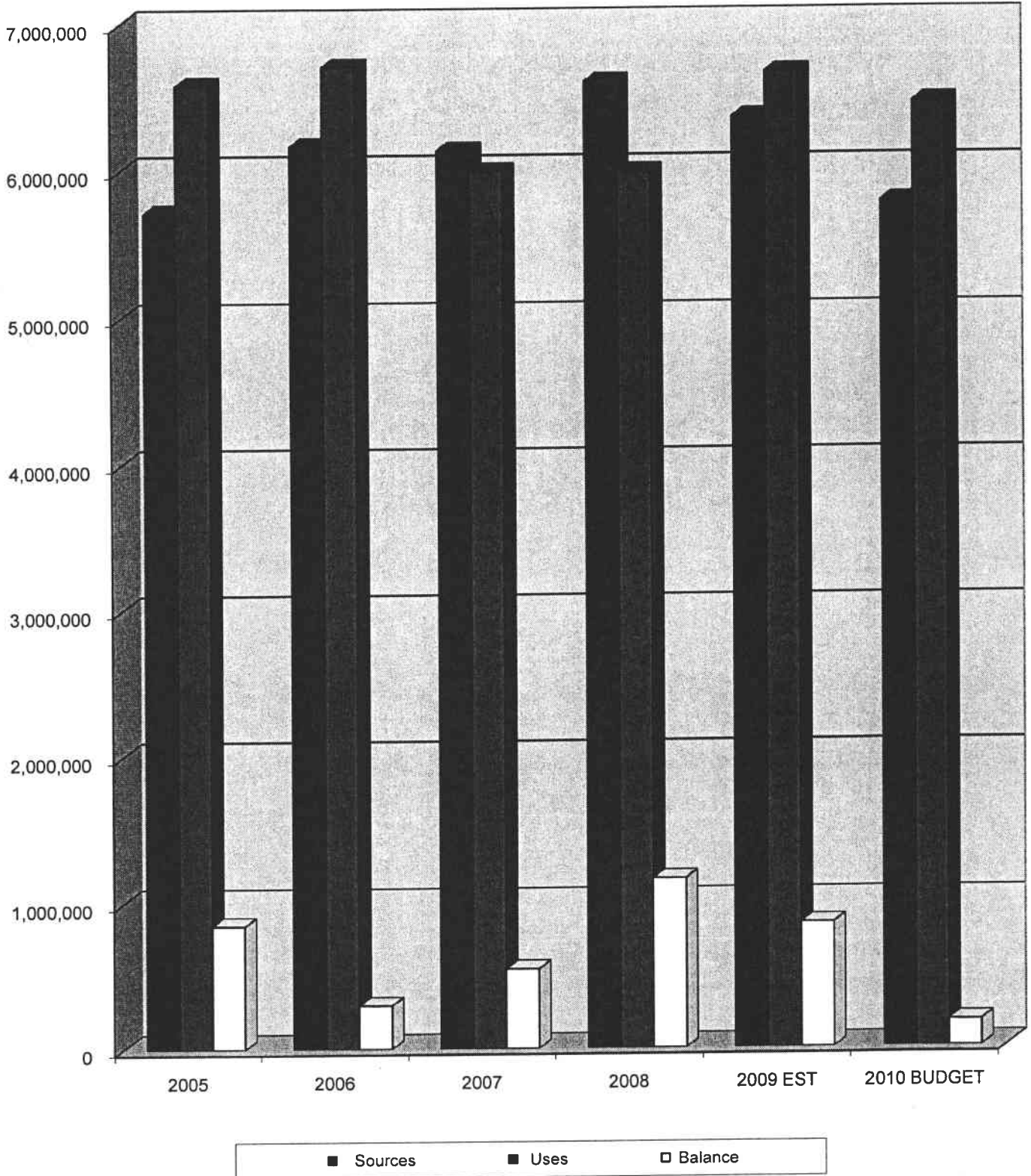


BUDGETED USES OF FUNDS General Fund



SOURCES AND USES OF FUNDS General Fund

Year Ended November 30,



LOGAN COUNTY, ILLINOIS
 COMPARISON OF SHERIFF'S BUDGET AND EXPENDITURES TO
 GENERAL ACCOUNT EXPENDITURES AND AVAILABLE REVENUES

YEAR END NOVEMBER 30	GENERAL FUND AVAILABLE REVENUES		REVENUES		GENERAL FUND TOTAL EXPENDITURES		EXPENDITURES		SHERIFF'S BUDGET		SHERIFF'S BUDGET AS A % OF AVAILABLE REVENUES		SHERIFF'S EXPENDITURES AS A % OF TOTAL EXPENDITURES		GENERAL FUND EXCESS REVENUES OR (DEFICIT)	
			PERCENTAGE CHANGE FROM PRIOR YEAR		PERCENTAGE CHANGE FROM PRIOR YEAR			PERCENTAGE CHANGE FROM PRIOR YEAR	SHERIFF'S BUDGET	PERCENTAGE CHANGE FROM PRIOR YEAR	BUDGET AS A % OF AVAILABLE REVENUES	EXPENDITURES AS A % OF TOTAL EXPENDITURES				
2010 Budgeted	\$	5,590,004	-9.8%	\$	6,266,252	-3.7%	N/A	\$1,726,150	-4.1%	30.88%	27.55%	\$	(676,248)			
2009 Estimated		6,197,044	8.7%		6,506,381	27.9%	1,720,883	1,799,200	9.6%	29.03%	27.65%		(309,337)			
2008		5,699,801	-2.9%		5,085,368	-10.8%	1,566,831	1,641,460	0.4%	28.80%	32.28%		614,433			
2007		5,867,284	24.9%		5,703,320	8.8%	1,500,491	1,634,171	0.8%	27.85%	28.65%		163,964			
2006		4,697,032	-9.8%		5,243,467	-10.4%	1,516,996	1,620,471	8.5%	34.50%	30.90%		(546,435)			
2005		5,208,389	10.3%		5,852,981	22.5%	1,568,758	1,493,602	-0.6%	28.68%	25.52%		(644,592)			
2004		4,722,767	24.3%		4,777,463	11.2%	1,515,715	1,502,582	1.6%	31.82%	31.45%		(54,696)			
2003		3,800,798	9.1%		4,297,506	8.0%	1,538,995	1,478,397	-1.0%	38.90%	34.40%		(496,708)			
2002		3,484,611	-4.9%		3,979,842	4.3%	1,443,749	1,493,642	10.1%	42.86%	37.53%		(495,231)			
2001		3,662,935	-5.8%		3,816,971	9.7%	1,464,323	1,357,118	8.0%	37.05%	35.55%		(154,036)			
2000		3,889,743	8.5%		3,477,911	6.8%	1,321,595	1,256,086	6.6%	32.29%	36.12%		411,832			
1999		3,585,351	1.4%		3,257,082	5.5%	1,205,853	1,177,913	3.7%	32.85%	36.16%		328,269			
1998		3,536,740	0.8%		3,086,433	7.3%	1,111,680	1,136,176	4.2%	32.12%	36.81%		450,307			
1997		3,507,410	13.7%		2,877,044	2.7%	1,070,506	1,090,209	13.2%	31.08%	37.89%		630,366			
1996		3,084,203	13.8%		2,801,683	5.5%	997,167	963,363	2.3%	31.24%	34.39%		282,520			
1995		2,710,511	8.5%		2,655,575	7.0%	975,980	941,980	4.1%	34.75%	35.47%		54,936			
1994		2,499,211			2,481,566		907,308	905,197		36.22%	36.48%		17,645			

LOGAN COUNTY, ILLINOIS
 COMPARISON OF TREASURER'S BUDGET AND EXPENDITURES TO
 GENERAL ACCOUNT EXPENDITURES AND AVAILABLE REVENUES

YEAR END NOVEMBER 30	GENERAL FUND AVAILABLE REVENUES	REVENUES PERCENTAGE CHANGE FROM PRIOR YEAR	GENERAL FUND TOTAL EXPENDITURES	EXPENDITURES PERCENTAGE CHANGE FROM PRIOR YEAR	ACTUAL TREASURER'S EXPENDITURES	TREASURER'S BUDGET	TREASURER'S BUDGET PERCENTAGE CHANGE FROM PRIOR YEAR	TREASURER'S BUDGET AS A % OF AVAILABLE REVENUES	TREASURER'S EXPENDITURES AS A % OF TOTAL EXPENDITURES	GENERAL FUND EXCESS REVENUES OR (DEFICIT)
2010 Budgeted	\$ 5,590,004	-9.8%	\$ 6,266,252	-3.7%	N/A	\$ 191,905	-0.8%	3.43%	3.06%	(676,248)
2009 Estimated	6,197,044	8.7%	6,506,381	27.9%	194,923	193,495	2.2%	3.12%	2.97%	(309,337)
2008	5,699,801	-2.9%	5,085,368	-10.8%	179,958	189,333	3.2%	3.32%	3.72%	614,433
2007	5,867,284	24.9%	5,703,320	8.8%	172,127	183,416	2.6%	3.13%	3.22%	163,964
2006	4,697,032	-9.8%	5,243,467	-10.4%	176,009	178,812	3.3%	3.81%	3.41%	(546,435)
2005	5,208,389	10.3%	5,852,981	22.5%	168,990	173,144	0.1%	3.32%	2.96%	(644,592)
2004	4,722,767	24.3%	4,777,463	11.2%	166,391	173,009	11.7%	3.66%	3.62%	(54,696)
2003	3,800,798	9.1%	4,297,506	8.0%	153,107	154,842	4.7%	4.07%	3.60%	(496,708)
2002	3,484,611	-4.9%	3,979,842	4.3%	147,942	147,942	6.1%	4.25%	3.72%	(495,231)
2001	3,662,935	-5.8%	3,816,971	9.7%	139,431	139,431	5.3%	3.81%	3.65%	(154,036)
2000	3,889,743	8.5%	3,477,911	6.8%	132,400	132,400	4.5%	3.40%	3.81%	411,832
1999	3,585,351	1.4%	3,257,082	5.5%	126,700	126,700	2.5%	3.53%	3.89%	328,269
1998	3,536,740	0.8%	3,086,433	7.3%	123,650	123,650	2.6%	3.50%	4.01%	450,307
1997	3,507,410	13.7%	2,877,044	2.7%	120,500	120,500	1.8%	3.44%	4.19%	630,366
1996	3,084,203	13.8%	2,801,683	5.5%	118,414	118,414	1.3%	3.84%	4.23%	282,520
1995	2,710,511	8.5%	2,655,575	7.0%	116,930	116,930	2.8%	4.31%	4.40%	54,936
1994	2,499,211		2,481,566		113,756	113,756		4.55%	4.58%	17,645

LOGAN COUNTY, ILLINOIS

COMPARISON OF CO. CLERK'S BUDGET AND EXPENDITURES TO
GENERAL ACCOUNT EXPENDITURES AND AVAILABLE REVENUES

YEAR END NOVEMBER 30	GENERAL FUND AVAILABLE REVENUES		REVENUES		GENERAL FUND TOTAL EXPENDITURES		EXPENDITURES		CO. CLERK'S BUDGET		CO. CLERK'S BUDGET AS A % OF AVAILABLE REVENUES		CO. CLERK'S EXPENDITURES AS A % OF TOTAL EXPENDITURES		GENERAL FUND EXCESS REVENUES OR (DEFICIT)	
		\$	PERCENTAGE CHANGE FROM PRIOR YEAR	PERCENTAGE CHANGE FROM PRIOR YEAR	\$	PERCENTAGE CHANGE FROM PRIOR YEAR	ACTUAL CO. CLERK'S EXPENDITURES	CO. CLERK'S BUDGET	PERCENTAGE CHANGE FROM PRIOR YEAR	BUDGET AS A % OF AVAILABLE REVENUES	EXPENDITURES AS A % OF TOTAL EXPENDITURES	\$				
2010 Budgeted	\$	5,590,004	-9.8%	-3.7%	\$	6,266,252	N/A	\$	298,426	1.9%	5.34%	4.76%	\$	(676,248)		
2009 Estimated		6,197,044	8.7%	27.9%		6,506,381	307,256		292,849	6.0%	4.73%	4.50%		(309,337)		
2008		5,699,801	-2.9%	-10.8%		5,085,368	280,229		276,259	2.3%	4.85%	5.43%		614,433		
2007		5,867,284	24.9%	8.8%		5,703,320	257,032		270,005	2.2%	4.60%	4.73%		163,964		
2006		4,697,032	-9.8%	-10.4%		5,243,467	261,055		264,255	5.3%	5.63%	5.04%		(546,435)		
2005		5,208,389	10.3%	22.5%		5,852,981	249,815		250,881	2.7%	4.82%	4.29%		(644,592)		
2004		4,722,767	24.3%	11.2%		4,777,463	236,302		244,215	3.4%	5.17%	5.11%		(54,696)		
2003		3,800,798	9.1%	8.0%		4,297,506	237,872		236,261	5.3%	6.22%	5.50%		(496,708)		
2002		3,484,611	-4.9%	4.3%		3,979,842	223,201		224,382	1.4%	6.44%	5.64%		(495,231)		
2001		3,662,935	-5.8%	9.7%		3,816,971	213,911		221,377	25.3%	6.04%	5.80%		(154,036)		
2000		3,889,743	8.5%	6.8%		3,477,911	153,119		176,640	-3.6%	4.54%	5.08%		411,832		
1999		3,585,351	1.4%	5.5%		3,257,082	181,014		183,254	33.4%	5.11%	5.63%		328,269		
1998		3,536,740	0.8%	7.3%		3,086,433	131,325		137,340	8.1%	3.88%	4.45%		450,307		
1997		3,507,410	13.7%	2.7%		2,877,044	126,199		127,040	3.1%	3.62%	4.42%		630,366		
1996		3,084,203	13.8%	5.5%		2,801,683	122,556		123,256	8.0%	4.00%	4.40%		282,520		
1995		2,710,511	8.5%	7.0%		2,655,575	106,061		114,120	6.0%	4.21%	4.30%		54,936		
1994		2,499,211				2,481,566	97,787		107,680		4.31%	4.34%		17,645		

LOGAN COUNTY, ILLINOIS
 COMPARISON OF ASSESSOR'S BUDGET AND EXPENDITURES TO
 GENERAL ACCOUNT EXPENDITURES AND AVAILABLE REVENUES

YEAR END NOVEMBER 30	GENERAL FUND AVAILABLE REVENUES		REVENUES		GENERAL FUND TOTAL EXPENDITURES		EXPENDITURES		ASSESSOR'S BUDGET		ASSESSOR'S BUDGET AS A % OF AVAILABLE REVENUES		ASSESSOR'S EXPENDITURES AS A % OF TOTAL EXPENDITURES		GENERAL FUND EXCESS REVENUES OR (DEFICIT)	
		\$	PERCENTAGE CHANGE FROM PRIOR YEAR	PERCENTAGE CHANGE FROM PRIOR YEAR	\$	PERCENTAGE CHANGE FROM PRIOR YEAR	PERCENTAGE CHANGE FROM PRIOR YEAR	ASSESSOR'S BUDGET	PERCENTAGE CHANGE FROM PRIOR YEAR	ASSESSOR'S BUDGET AS A % OF AVAILABLE REVENUES	ASSESSOR'S EXPENDITURES AS A % OF TOTAL EXPENDITURES					\$
2010 Budgeted		\$ 5,590,004	-9.8%	-3.7%	\$ 6,266,252		\$ 205,050	0.6%	3.67%	3.27%						(676,248)
2009 Estimated		6,197,044	8.7%	27.9%	6,506,381		203,760	-6.2%	3.29%	3.13%						(309,337)
2008		5,699,801	-2.9%	-10.8%	5,083,368		217,246	7.1%	3.81%	4.27%						614,433
2007		5,867,284	24.9%	8.8%	5,703,320		202,917	-5.3%	3.46%	3.56%						163,964
2006		4,697,032	-9.8%	-10.4%	5,243,467		214,161	4.7%	4.56%	4.08%						(546,435)
2005		5,208,389	10.3%	22.5%	5,852,981		204,450	-0.1%	3.93%	3.49%						(644,592)
2004		4,722,767	24.3%	11.2%	4,777,463		204,678	34.0%	4.33%	4.28%						(54,696)
2003		3,800,798	9.1%	8.0%	4,297,506		152,697	3.2%	4.02%	3.55%						(496,708)
2002		3,484,611	-4.9%	4.3%	3,979,842		147,969	5.9%	4.25%	3.72%						(495,231)
2001		3,662,935	-5.8%	9.7%	3,816,971		139,760	5.3%	3.82%	3.66%						(154,036)
2000		3,889,743	8.5%	6.8%	3,477,911		132,700	3.9%	3.41%	3.82%						411,832
1999		3,585,351	1.4%	5.5%	3,257,082		127,700	-0.4%	3.56%	3.92%						328,269
1998		3,536,740	0.8%	7.3%	3,086,433		128,220	2.5%	3.63%	4.15%						450,307
1997		3,507,410	13.7%	2.7%	2,877,044		125,044	0.4%	3.57%	4.35%						630,366
1996		3,084,203	13.8%	5.5%	2,801,683		124,596	-5.9%	4.04%	4.45%						282,520
1995		2,710,511	8.5%	7.0%	2,655,575		132,348	-9.2%	4.88%	4.98%						54,936
1994		2,499,211			2,481,566		145,828		5.83%	5.88%						17,645

LOGAN COUNTY, ILLINOIS
 COMPARISON OF CORONER'S BUDGET AND EXPENDITURES TO
 GENERAL ACCOUNT EXPENDITURES AND AVAILABLE REVENUES

YEAR END NOVEMBER 30	GENERAL FUND AVAILABLE REVENUES		REVENUES		GENERAL FUND TOTAL EXPENDITURES		EXPENDITURES		CORONER'S BUDGET		CORONER'S BUDGET		CORONER'S BUDGET		CORONER'S BUDGET		CORONER'S BUDGET		CORONER'S BUDGET	
	GENERAL FUND AVAILABLE REVENUES	\$	PERCENTAGE CHANGE FROM PRIOR YEAR	GENERAL FUND TOTAL EXPENDITURES	PERCENTAGE CHANGE FROM PRIOR YEAR	ACTUAL CORONER'S EXPENDITURES	CORONER'S BUDGET	PERCENTAGE CHANGE FROM PRIOR YEAR	CORONER'S BUDGET	PERCENTAGE CHANGE FROM PRIOR YEAR	BUDGET AS A % OF AVAILABLE REVENUES	EXPENDITURES AS A % OF TOTAL EXPENDITURES	EXCESS REVENUES OR (DEFICIT)							
2010 Budgeted	5,590,004	\$	-9.8%	6,266,252	-3.7%	N/A	\$ 53,200	-1.0%	\$ 53,200	-1.0%	0.95%	0.85%	\$ (676,248)							
2009 Estimated	6,197,044		8.7%	6,506,381	27.9%	53,504	53,761	4.5%	53,761	4.5%	0.87%	0.83%	(309,337)							
2008	5,699,801		-2.9%	5,085,368	-10.8%	51,470	51,470	1.2%	51,470	1.2%	0.90%	1.01%	614,433							
2007	5,867,284		24.9%	5,703,320	8.8%	50,835	50,872	6.5%	50,872	6.5%	0.87%	0.89%	163,964							
2006	4,697,032		-9.8%	5,243,467	-10.4%	46,711	47,747	2.4%	47,747	2.4%	1.02%	0.91%	(546,435)							
2005	5,208,389		10.3%	5,852,981	22.5%	42,639	46,610	1.8%	46,610	1.8%	0.89%	0.80%	(644,592)							
2004	4,722,767		24.3%	4,777,463	11.2%	44,950	45,785	7.4%	45,785	7.4%	0.97%	0.96%	(54,696)							
2003	3,800,798		9.1%	4,297,506	8.0%	43,428	42,645	2.9%	42,645	2.9%	1.12%	0.99%	(496,708)							
2002	3,484,611		-4.9%	3,979,842	4.3%	43,723	41,450	10.1%	41,450	10.1%	1.19%	1.04%	(495,231)							
2001	3,662,935		-5.8%	3,816,971	9.7%	40,458	37,650	0.8%	37,650	0.8%	1.03%	0.99%	(154,036)							
2000	3,889,743		8.5%	3,477,911	6.8%	35,495	37,350	17.5%	37,350	17.5%	0.96%	1.07%	411,832							
1999	3,585,351		1.4%	3,257,082	5.5%	36,379	31,790	4.3%	31,790	4.3%	0.89%	0.98%	328,269							
1998	3,536,740		0.8%	3,086,433	7.3%	29,741	30,490	19.1%	30,490	19.1%	0.86%	0.99%	450,307							
1997	3,507,410		13.7%	2,877,044	2.7%	25,659	25,600	2.8%	25,600	2.8%	0.73%	0.89%	630,366							
1996	3,084,203		13.8%	2,801,683	5.5%	23,717	24,910	4.8%	24,910	4.8%	0.81%	0.89%	282,520							
1995	2,710,511		8.5%	2,655,575	7.0%	21,265	23,760	-28.8%	23,760	-28.8%	0.88%	0.89%	54,936							
1994	2,499,211			2,481,566		21,196	33,380		33,380		1.34%	1.35%	17,645							

LOGAN COUNTY, ILLINOIS

COMPARISON OF CIRCUIT CLERK'S BUDGET AND EXPENDITURES TO
GENERAL ACCOUNT EXPENDITURES AND AVAILABLE REVENUES

YEAR END NOVEMBER 30	GENERAL FUND AVAILABLE REVENUES	REVENUES PERCENTAGE CHANGE FROM PRIOR YEAR	GENERAL FUND TOTAL EXPENDITURES	EXPENDITURES PERCENTAGE CHANGE FROM PRIOR YEAR	ACTUAL CIRCUIT CLERK'S EXPENDITURES	CIRCUIT CLERK'S BUDGET	CIRCUIT CLERK'S BUDGET PERCENTAGE CHANGE FROM PRIOR YEAR	CIRCUIT CLERK'S BUDGET AS A % OF AVAILABLE REVENUES	CIRCUIT CLERK'S EXPENDITURES AS A % OF TOTAL EXPENDITURES	GENERAL FUND EXCESS REVENUES OR (DEFICIT)
2010 Budgeted	\$ 5,590,004	-9.8%	\$ 6,266,252	-3.7%	N/A	\$ 471,016	-3.0%	8.43%	7.52%	\$ (676,248)
2009 Estimated	6,197,044	8.7%	6,506,381	27.9%	490,569	485,773	2.0%	7.84%	7.47%	(309,337)
2008	5,699,801	-2.9%	5,085,368	-10.8%	455,003	476,047	3.0%	8.35%	9.36%	614,433
2007	5,867,284	24.9%	5,703,320	8.8%	447,501	462,305	5.3%	7.88%	8.11%	163,964
2006	4,697,032	-9.8%	5,243,467	-10.4%	436,087	439,019	2.1%	9.35%	8.37%	(546,435)
2005	5,208,389	10.3%	5,852,981	22.5%	423,698	429,965	2.5%	8.26%	7.35%	(644,592)
2004	4,722,767	24.3%	4,777,463	11.2%	420,124	419,391	7.0%	8.88%	8.78%	(54,696)
2003	3,800,798	9.1%	4,297,506	8.0%	399,041	392,110	4.0%	10.32%	9.12%	(496,708)
2002	3,484,611	-4.9%	3,979,842	4.3%	388,719	377,033	3.3%	10.82%	9.47%	(495,231)
2001	3,662,935	-5.8%	3,816,971	9.7%	379,385	364,939	11.2%	9.96%	9.56%	(154,036)
2000	3,889,743	8.5%	3,477,911	6.8%	301,492	328,060	12.2%	8.43%	9.43%	411,832
1999	3,585,351	1.4%	3,257,082	5.5%	271,738	292,510	3.1%	8.16%	8.98%	328,269
1998	3,536,740	0.8%	3,086,433	7.3%	270,508	283,710	0.0%	8.02%	9.19%	(154,036)
1997	3,507,410	13.7%	2,877,044	2.7%	264,418	283,770	8.1%	8.09%	9.86%	630,366
1996	3,084,203	13.8%	2,801,683	5.5%	262,105	262,550	10.6%	8.51%	9.37%	282,520
1995	2,710,511	8.5%	2,655,575	7.0%	245,625	237,460	-9.8%	8.76%	8.94%	54,936
1994	2,499,211		2,481,566		260,615	263,280		10.53%	10.61%	17,645

LOGAN COUNTY, ILLINOIS

COMPARISON OF STATES ATTORNEY'S BUDGET AND EXPENDITURES TO GENERAL ACCOUNT EXPENDITURES AND AVAILABLE REVENUES

YEAR END NOVEMBER 30	GENERAL FUND AVAILABLE REVENUES		REVENUES		GENERAL FUND TOTAL EXPENDITURES		EXPENDITURES		ACTUAL STATES ATTORNEY'S EXPENDITURES		STATES ATTORNEY'S BUDGET		STATES ATTORNEY'S BUDGET AS A % OF AVAILABLE REVENUES		STATES ATTORNEY'S EXPENDITURES AS A % OF TOTAL EXPENDITURES		GENERAL FUND EXCESS REVENUES OR (DEFICIT)	
				PERCENTAGE CHANGE FROM PRIOR YEAR			PERCENTAGE CHANGE FROM PRIOR YEAR											
2010 Budgeted	\$	5,590,004		-9.8%	\$	6,266,252		-3.7%	N/A	\$	481,735		8.62%		7.69%		\$	(676,248)
2009 Estimated		6,197,044		8.7%		6,506,381		27.9%			496,485		8.01%		7.63%			(309,337)
2008		5,699,801		-2.9%		5,085,368		-10.8%			483,609		8.48%		9.51%			614,433
2007		5,867,284		24.9%		5,703,320		8.8%			472,904		8.06%		8.29%			163,964
2006		4,697,032		-9.8%		5,243,467		-10.4%			445,181		9.48%		8.49%			(546,435)
2005		5,208,389		10.3%		5,852,981		22.5%			429,300		8.24%		7.33%			(644,592)
2004		4,722,767		24.3%		4,777,463		11.2%			413,493		8.76%		8.66%			(54,696)
2003		3,800,798		9.1%		4,297,506		8.0%			404,909		10.65%		9.42%			(496,708)
2002		3,484,611		-4.9%		3,979,842		4.3%			391,486		11.23%		9.84%			(495,231)
2001		3,662,935		-5.8%		3,816,971		9.7%			341,984		9.34%		8.96%			(154,036)
2000		3,889,743		8.5%		3,477,911		6.8%			309,633		7.96%		8.90%			411,832
1999		3,585,351		1.4%		3,257,082		5.5%			273,727		7.63%		8.40%			328,269
1998		3,536,740		0.8%		3,086,433		7.3%			270,773		7.66%		8.77%			450,307
1997		3,507,410		13.7%		2,877,044		2.7%			254,903		7.27%		8.86%			630,366
1996		3,084,203		13.8%		2,801,683		5.5%			231,326		7.50%		8.26%			282,520
1995		2,710,511		8.5%		2,655,575		7.0%			211,750		7.81%		7.97%			54,936
1994		2,499,211				2,481,566					227,450		9.10%		9.17%			17,645

LOGAN COUNTY, ILLINOIS

COMPARISON OF PUBLIC DEFENDER'S BUDGET AND EXPENDITURES TO
GENERAL ACCOUNT EXPENDITURES AND AVAILABLE REVENUES


YEAR END NOVEMBER 30	GENERAL FUND AVAILABLE REVENUES		REVENUES PERCENTAGE CHANGE FROM PRIOR YEAR		GENERAL FUND TOTAL EXPENDITURES		EXPENDITURES PERCENTAGE CHANGE FROM PRIOR YEAR		ACTUAL PUBLIC DEFENDER'S EXPENDITURES		PUBLIC DEFENDER'S BUDGET PERCENTAGE CHANGE FROM PRIOR YEAR		PUBLIC DEFENDER'S BUDGET AS A % OF AVAILABLE REVENUES		PUBLIC DEFENDER'S EXPENDITURES AS A % OF TOTAL EXPENDITURES		GENERAL FUND EXCESS REVENUES OR (DEFICIT)	
	\$				\$				\$		\$							\$
2010 Budgeted	5,590,004		-9.8%		6,266,252		-3.7%		N/A	301,108	43.4%	5.39%	4.81%				(676,248)	
2009 Estimated	6,197,044		8.7%		6,506,381		27.9%		202,051	209,945	2.9%	3.39%	3.23%				(309,337)	
2008	5,692,801		-2.9%		5,085,368		-10.8%		175,149	204,027	2.6%	3.58%	4.01%				614,433	
2007	5,867,284		24.9%		5,703,320		8.8%		156,893	198,883	35.1%	3.39%	3.49%				163,964	
2006	4,697,032		-9.8%		5,243,467		-10.4%		141,046	147,179	6.1%	3.13%	2.81%				(546,435)	
2005	5,208,389		10.3%		5,852,981		22.5%		142,627	138,729	3.4%	2.66%	2.37%				(644,592)	
2004	4,722,767		24.3%		4,777,463		11.2%		132,396	134,119	3.2%	2.84%	2.81%				(54,696)	
2003	3,800,798		9.1%		4,297,506		8.0%		131,073	129,936	-2.0%	3.42%	3.02%				(496,708)	
2002	3,484,611		-4.9%		3,979,842		4.3%		122,688	132,580	19.1%	3.80%	3.33%				(495,231)	
2001	3,662,935		-5.8%		3,816,971		9.7%		114,305	111,298	44.5%	3.04%	2.92%				(154,036)	
2000	3,889,743		8.5%		3,477,911		6.8%		76,357	77,030	2.9%	1.98%	2.21%				411,832	
1999	3,585,351		1.4%		3,257,082		5.5%		71,709	74,830	5.1%	2.09%	2.30%				328,269	
1998	3,536,740		0.8%		3,086,433		7.3%		70,023	71,170	3.3%	2.01%	2.31%				450,307	
1997	3,507,410		13.7%		2,877,044		2.7%		68,079	68,872	4.8%	1.96%	2.39%				630,366	
1996	3,084,203		13.8%		2,801,683		5.5%		63,361	65,720	0.5%	2.13%	2.35%				282,570	
1995	2,710,511		8.5%		2,655,575		7.0%		65,587	65,400	4.4%	2.41%	2.46%				54,936	
1994	2,499,211				2,481,566				59,177	62,630		2.51%	2.52%				17,645	

LOGAN COUNTY, ILLINOIS

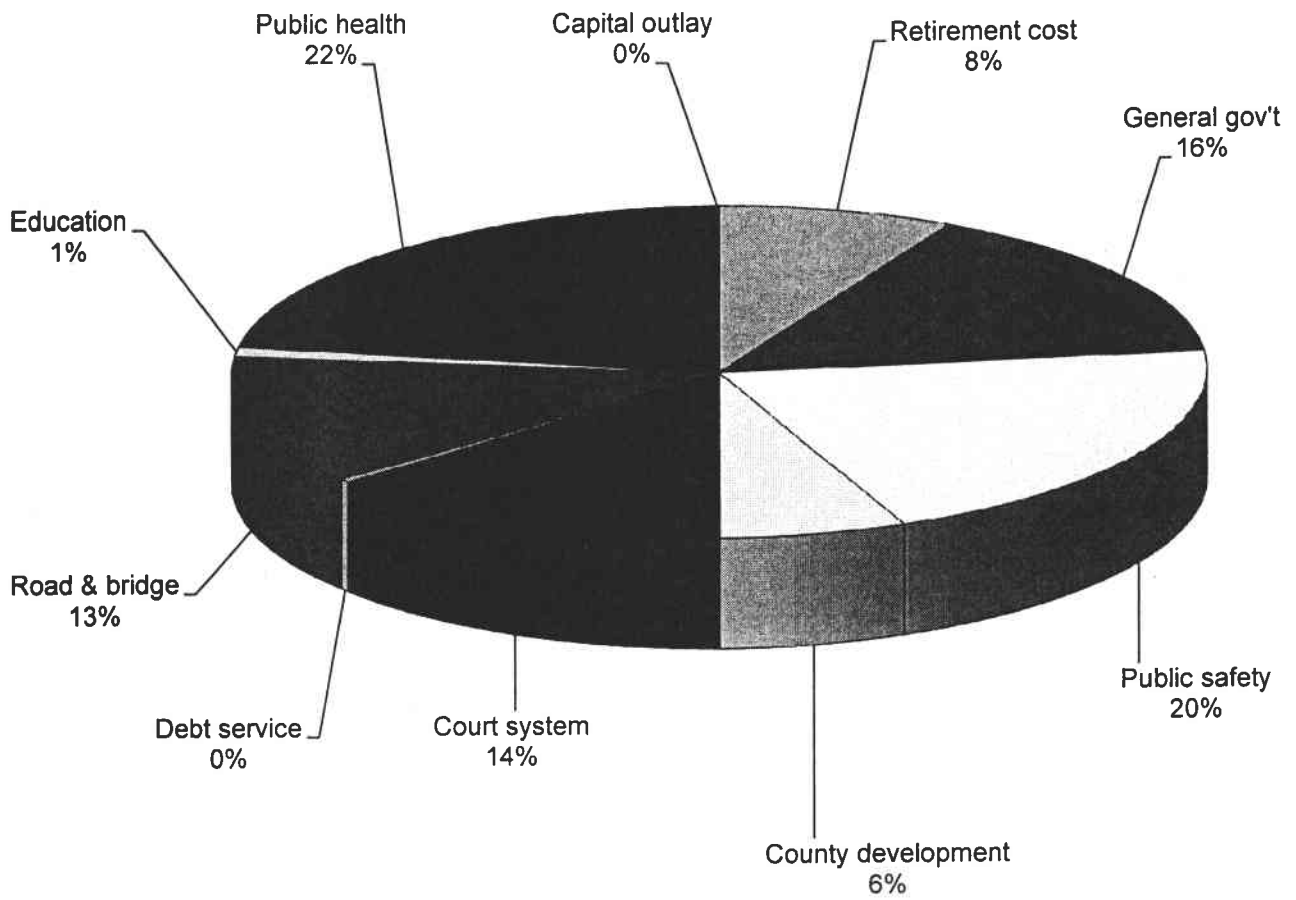
COMPARISON OF PUBLIC JUDGES' BUDGET AND EXPENDITURES TO
GENERAL ACCOUNT EXPENDITURES AND AVAILABLE REVENUES

YEAR END NOVEMBER 30	GENERAL FUND AVAILABLE REVENUES		REVENUES		GENERAL FUND TOTAL EXPENDITURES		EXPENDITURES		ACTUAL JUDGES'		JUDGES' BUDGET		JUDGES' BUDGET PERCENTAGE CHANGE FROM PRIOR YEAR		JUDGES' BUDGET AS A % OF AVAILABLE REVENUES		JUDGES' EXPENDITURES AS A % OF TOTAL EXPENDITURES		GENERAL FUND EXCESS REVENUES OR (DEFICIT)		
	\$		PERCENTAGE CHANGE FROM PRIOR YEAR		\$		PERCENTAGE CHANGE FROM PRIOR YEAR				\$		PERCENTAGE CHANGE FROM PRIOR YEAR		PERCENTAGE CHANGE FROM PRIOR YEAR		PERCENTAGE CHANGE FROM PRIOR YEAR			\$	
2010 Budgeted	5,590,004	6,266,252	-9.8%	6,266,252			-3.7%	N/A													
2009 Estimated	6,197,044	6,506,381	8.7%	6,506,381			27.9%	171,355													
2008	5,699,801	5,085,368	-2.9%	5,085,368			-10.8%	100,046													
2007	5,867,284	5,703,320	24.9%	5,703,320			8.8%	100,123													
2006	4,697,032	5,243,467	-9.8%	5,243,467			-10.4%	83,023													
2005	5,208,389	5,852,981	10.3%	5,852,981			22.5%	108,656													
2004	4,722,767	4,777,463	24.3%	4,777,463			11.2%	101,697													
2003	3,800,798	4,297,506	9.1%	4,297,506			8.0%	148,170													
2002	3,484,611	3,979,842	-4.9%	3,979,842			4.3%	105,637													
2001	3,662,935	3,816,971	-5.8%	3,816,971			9.7%	94,964													
2000	3,889,743	3,477,911	8.5%	3,477,911			6.8%	85,771													
1999	3,585,351	3,257,082	1.4%	3,257,082			5.5%	85,727													
1998	3,536,740	3,086,433	0.8%	3,086,433			7.3%	82,369													
1997	3,507,410	2,877,044	13.7%	2,877,044			2.7%	102,145													
1996	3,084,203	2,801,683	13.8%	2,801,683			5.5%	82,416													
1995	2,710,511	2,655,575	8.5%	2,655,575			7.0%	67,076													
1994	2,499,211	2,481,566		2,481,566				83,168													

BUDGETED SOURCES OF FUNDS FY09-10
Total - All Funds



BUDGETED USES OF FUNDS FY08-09
Total - All Funds



ASSESSED VALUATIONS

